

PATIO

COLLECTION

FOSSIL MATT | R10/R11
SURFACE

2026



FLAVOUR[®]
GRANITO
Elegance of Nature ... Amplified



19
DESIGN

1
PUNCH

*TEXTURE
MADE
OF
MOMENTS.*





What is Patio

The Punch Series embodies versatility through two distinctive punch patterns layered on a serene base tone. Designed to adapt effortlessly across spaces, it allows for endless compositions whether arranged in rhythmic grids or expressed in bold, graphic blocks. Its modular nature offers architectural clarity while empowering creative freedom, making every surface a canvas for thoughtful design.

2026

Modular Living

The Punch Series embodies versatility through two distinctive punch patterns layered on a serene base tone. Designed to adapt effortlessly across spaces, it allows for endless compositions whether arranged in rhythmic grids or expressed in bold, graphic blocks. Its modular nature offers architectural clarity while empowering creative freedom, making every surface a canvas for thoughtful design.



Modular



Sizes

PATIO

COLLECTION




Bringing together precision in every texture and thoughtful excellence in every design to craft experiences that are both functional and extraordinary."

Index

PATIO
COLLECTION



ASHLAR FUSION



BASALT CHOCO




BASALT GREY



BASALT MIST



BASALT MOLD



CHARCOAL QUARTZ




COTSWOLD STONE



DUNE ALMOND




DUNE GREY




DUNE MIST



DUNE QURA



ODYSSEY MARRCO




ODYSSEY SAND



OXIDIZED SAGE




SAHARA ALMOND



SAHARA BEIGE




SAHARA GREY



STELLAR ASH



STELLAR VERDE



ASHLAR *FUSION*



PATIO
COLLECTION

Balanced in tone and smooth in texture, this tile supports the space with effortless elegance.

600X1200MM
ASHLAR FUSION (R10/R11)
SURFACE : PUNCH

Step into an atmosphere of composed luxury, where each tile plays its part in a larger story of design and harmony.



ASHLAR *FUSION*

BASALT *CHOCO*



PATIO
COLLECTION

Crafted in balanced formats and calm shades, this surface brings gentle warmth to interiors, creating harmony.

Discover the beauty of restrained design, where every tile contributes to a harmonious whole.



BASALT *CHOCO*

BASALT GREY



PATIO
COLLECTION

Designed with refined texture and a soothing tone, this tile enhances the space quietly.

A blend of precision and softness, creating surfaces that support the space with grace.



BASALT GREY

BASALT MIST



PATIO
COLLECTION

With soft patterns and a unified shade, this collection adds comfort and depth, supporting the environment.



Designed to inspire through simplicity, this collection offers beauty that feels natural and enduring.



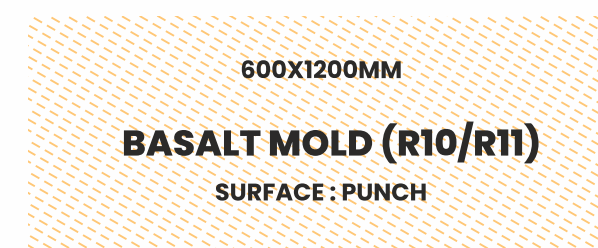
BASALT *MIST*

BASALT MOLD



PATIO
COLLECTION

A subtle play of surface and color that delivers warmth and balance, creating a setting that feels relaxed.






Explore a world of textures that bring warmth, depth, and serenity to modern living.



BASALT MOLD

CHARCOAL QUARTZ




PATIO
COLLECTION

Blending smooth finish with gentle character, this tile enriches the space.


600X1200MM
CHARCOAL QUARTZ (R10/R11)
SURFACE : PUNCH

Crafted for those who appreciate subtle luxury, each tile enhances the space without overpowering it.



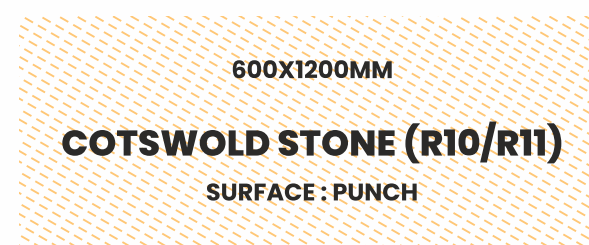
CHARCOAL QUARTZ

COTSWOLD STONE



PATIO
COLLECTION

Created in harmonious proportions, this design offers warmth and serenity, allowing elegance.



Where surface design becomes an expression of calm, elegance, and thoughtful composition.



COTSWOLD STONE

DUNE ALMOND



PATIO
COLLECTION

A quiet expression of texture and tone that supports the room, adding elegance without visual noise.



A journey through refined finishes and balanced tones, bringing timeless charm to contemporary interiors.



DUNE ALMOND

DUNE GREY



PATIO
COLLECTION

Thoughtfully finished to bring softness and depth, this surface keeps the atmosphere light and composed.



Experience harmony in every shade and texture, designed to complement spaces with quiet confidence.



DUNE GREY

DUNE MIST



PATIO

COLLECTION

Designed to settle into the space with ease, offering warmth while preserving visual clarity.

600X1200MM
DUNE MIST (R10/R11)
SURFACE : PUNCH

Step into a collection shaped by subtle artistry, where every surface adds depth, character, and visual ease.



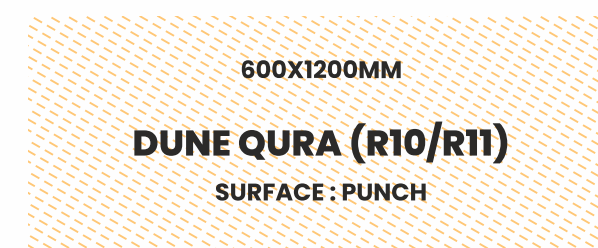
DUNE MIST

DUNE QURA



PATIO
COLLECTION

A refined surface that complements its surroundings,
adding subtle richness without demanding focus.




Discover tiles that merge beauty and function, creating environments that feel open, serene, and effortlessly stylish.



DUNE QURA

ODYSSEY MARRCO




600X1200MM
ODYSSEY MARRCO (R10/R11)
SURFACE : PUNCH

PATIO
COLLECTION


Crafted with gentle texture and unified tones, this surface adds warmth and balance, supporting the space quietly.

A celebration of design and detail, crafted to enrich spaces with warmth, clarity, and aesthetic flow.



ODYSSEY MARRCO

ODYSSEY SAND



PATIO
COLLECTION

Designed to flow with the room, this tile brings subtle depth and comfort, creating harmony without drawing focus.

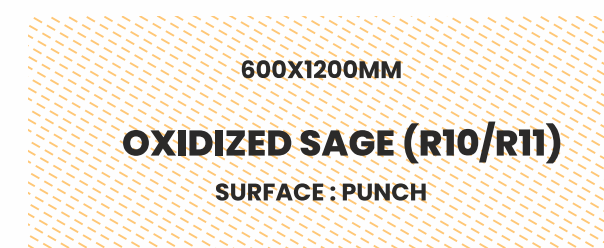

600X1200MM
ODYSSEY SAND (R10/R11)
SURFACE : PUNCH

Unveil surfaces that speak softly yet leave a lasting impact, blending harmony, texture, and sophistication.



ODYSSEY SAND


OXIDIZED SAGE



PATIO
COLLECTION

A calm blend of shade and finish that enhances the environment, letting light and form breathe naturally.

Where modern design meets timeless appeal, this collection brings balance, depth, and visual comfort to every interior.



OXIDIZED SAGE

SAHARA ALMOND



PATIO
COLLECTION

Refined in surface and soft in presence, this design offers warmth while keeping the setting visually relaxed.


600X1200MM
SAHARA ALMOND (R10/R11)
SURFACE : PUNCH

Explore a series defined by elegance and restraint, transforming everyday spaces into expressions of calm and refined living.



SAHARA ALMOND

SAHARA *BEIGE*



PATIO
COLLECTION

Balanced in tone and smooth in texture, this tile supports the space with effortless elegance.


600X1200MM
SAHARA BEIGE (R10/R11)
SURFACE : PUNCH

Enter a realm of thoughtful craftsmanship, where each tile enhances the environment with grace, character, and understated luxury.



SAHARA *BEIGE*

SAHARA GREY



PATIO
COLLECTION

Created for harmony and ease, this surface adds quiet character while maintaining an open, composed feel.



Experience the art of surface design, where form, color, and finish come together to create spaces that feel warm, composed, and inspiring.



SAHARA GREY

STELLAR *ASH*



PATIO
COLLECTION

With soft textures and a composed tone, this surface brings warmth and balance, allowing the space to feel calm.



Discover a collection where texture and tone unite in harmony. Every piece is crafted to elevate interiors with subtle beauty and lasting impression.



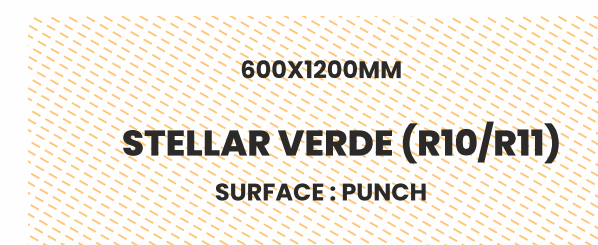
STELLAR *ASH*

STELLAR VERDE



PATIO
COLLECTION

Designed with gentle depth and refined finish, this tile supports the environment without overpowering.



Step into a world of refined surfaces, where design meets emotion. Each tile tells a story of balance, depth, and timeless elegance, shaping spaces with quiet sophistication.



STELLAR VERDE

TECHNICAL SPECIFICATION

TEST DESCRIPTION	TEST METHOD	ISO STANDARD 13006 B1A TILES	VALUE
Length And Width	BS EN ISO 10545-2	± 0.6%	± 0.3%
Thickness	BS EN ISO 10545-2	± 5.0%	± 3.0%
Straightness Of Sides	BS EN ISO 10545-2	± 0.5%	± 0.3%
Rectangularity	BS EN ISO 10545-2	± 0.6%	± 0.3%
Surface Flatness	BS EN ISO 10545-2	± 0.5%	± 0.3%
Water Absorption	BS EN ISO 10545-3	≤ 0.5%	≤ 0.05%
Breaking Strength	BS EN ISO 10545-4	≤ 1300N	≤ 1500N
Modulus Of Repture	BS EN ISO 10545-4	≤ 35N/MM ²	≤ 45N/MM ²
Resistance To Deep Abrasion	BS EN ISO 10545-6	≤ 175MM ³	≤ 150MM ³
Linear Thermal Expansion	BS EN ISO 10545-8	≤ 9x10 ⁻⁶ °C ⁻¹	≤ 7x10 ⁻⁶ °C ⁻¹
Thermal Shock Resistance	BS EN ISO 10545-9	No Visible Defect	No Visible Defect
Frost Resistance	BS EN ISO 10545-12	Frost Proof	Frost Proof
Resistance To Chemicals	BS EN ISO 10545-13	No Visible Effect	No Visible Effect
Resistance To Stains	BS EN ISO 10545-14	Manufacturer To State Class	Stains Removed Min Class ²
Colour Resistance	BS EN ISO 10545-16	No Damage	No Damage
Colour Resistance To UV Light	DIN 51094	No Change In Color	No Change In Color
Scratch Hardness (MOH's Scale)	EN 101	≥ 6 MOH'S	≥ 7 MOH'S
Surface Quality	BS EN 10545-2	Min. 95%	No Visible Effect
Skid Resistance (friction Co-efficient)	BS EN 10545-17	>0.4	>0.4
Moisture Expansion	-	Nill	Nill

PACKING DETAILS

DIMENSION	PIECES	WEIGHT PER BOX	COVERAGE
600x1200MM	2	28 KG	1.44 Sq. MTR.

DISCLAIMER : We tiles reserve the right to deleted and amend either totally or partially, any of the colors, shape, sizes, references and other technical specification contained in this catalogue at anytime. The colors shown of tiles in this catalogue are purely illustrative and limited to printing process. Please referactual sample before final selection. The details of sizes, colors, references should be verified for typographical errors.

PATIO

COLLECTION



FLAVOUR[®]
GRANITO
Elegance of Nature ... Amplified

📍 Survey No. 282, Khokhara Hanuman Temple Road,
Village - Bela, Morbi 363 642, Gujarat, INDIA.

☎ +91 99252 26926

✉ info@flavourgranito.com

✉ export@flavourgranito.com

🌐 www.flavourgranito.com